




## Kobe Shore Excursions



**June 2025**

# Contents

Attractive places in Kobe	3
Eat Kobe	15
Around Kobe	16
Recommend sightseeing plans	21
Shore excursion in Kobe	24





# Attractive places in Kobe

1 Aprx. 30min by bus

## 1. SAKE BREWERIES OF NADA - Nada-Gogo -



### Renowned as the best sake production region in Japan.

The Nada area is famous as one of the best areas nationwide for producing Japanese sake. Surrounded by the beautiful backdrop of the Rokko mountain range, blessed with beautiful nature and water, conditions are perfect for the many breweries here. That's why that Kobe is the largest producer of sake in Japan. In Kobe, you can enjoy various types of sake, made by many local breweries in all sizes.

Kobe city



1 on the map of P2

### ⚓ How long does it take from port to here ?

Aprx. 30min by bus from the port of Kobe

Aprx. 20~30min by the Hanshin railway train

〈HANSHIN Route Map〉



Go into more detail





# Attractive places in Kobe

2 Aprx. 40~45min by bus

## 2. ARIMA ONSEN (hotsprings)



### Miraculous and Historical Hot Spring -Never Found All Over the World-

Arima Onsen is **one of the oldest and most important spa towns in Japan**. Located just 30 minutes away from central Kobe. Arima Onsen is documented in historical books as one of the most ancient onsen in Japan, and can trace its roots as far back as 1300 years. During the most prosperous period of the Edo era, it was popular for onsen to be ranked as professional sumo wrestlers were ranked. Arima Onsen had the distinction of being the highest ranked "ozeki" in Kansai region at the time. After Kobe port opened 150 years ago, numerous foreigners loved to visit the Arima too. In modern Japan, Arima Onsen is rightly considered one of the 3 most ancient and reputable onsens.

Both Kinsen (golden hot spring) and Ginsen (silver hot spring) are a key to differentiate Arima Onsen from other onsen around Japan with most valuable quality of hot spring. According to the onsen analysis done by the Ministry of Environment of Japan, Arima Onsen has 7 out of the 9 natural components recognized for onsen curative effects. This makes it one of the very few onsen in the world to feature such an abundance of elements.

Arima Onsen is also geologically unique. Most of onsens are located near by volcanoes in Japan. The groundwater and rainwater are heated by volcanic heat source and appear on the surface as hot spring water. On the other hand, Arima is located far from any known volcanoes. Arima's hot spring water was six million years ago of ancient seawater emerging from 60km below the ground. Arima Onsen is classified as Arima hot spring type, its unique geological phenomenon is found almost nowhere else in the world. There is an abundant variety of hot spring, ranging from a low temperature carbonic mineral spring to a 98-degree (C) hot spring too.

Regardless of the type of onsen you prefer, Arima Onsen has something for everyone. You can choose the hot spring that's perfect for you. Experience the precious gifts of nature and enjoy the onsen just as the emperors and generals of the past did, relaxing their bodies, minds and souls. A trip to Arima Onsen is definitely not to be missed.



⚓ How long does it take from port to here ?

Aprx. 40~45min by bus from the port of Kobe

Aprx. 30~40min by Kobe subway Seishin-yamate line(Hokushin Express)  
and Kobe electric railway

Go into more detail





# Attractive places in Kobe

3 Aprx. 60min by bus

## 3. Mt.Rokko & Mt.Maya from Rokko mountain range



**In every season Mt. Rokko and Maya offer a spectacle of nature, night views, along with places for dining and shopping.**

Kobe's two most famous mountains, Maya and Rokko, can be accessed by road, hiking up or a combination of funicular railways and cable car, the reward for which is Kobe's renowned "10 million dollar night view".

From Rokko Cable Shita Station get into a retro-modern car and head up to Rokko Sanjo Station. A stone's throw from the station, you'll find the Tenrandai Observatory. The amazing view stretches across Kobe, Osaka and Wakayama. After dark, you can admire the beautiful night view, and see why it's one of Rokko's three major night scenery spots.

And also, Mt.Maya has the terrace of the observatory "Kikuseidai", where a gradation of warm tones bleeds into cobalt blue of the sky during the sunset providing a backdrop for the glamorous glow dotted with lights of the city at night. Accessible both by cable car and ropeway and from the train station Hoshi-no-eki, at Kikuseidai you will be able to see one of the three most beautiful night views in Japan.



⚓ **How long does it take from port to here ?**  
Aprx. 60min by bus from the port of Kobe

Go into more detail



Mt.Rokko



Mt.Maya



# Attractive places in Kobe

4 Aprx. 10~15 min by bus

## 4. Kobe Nunobiki Herb Garden and Ropeway



### Experience the Beauty in Each Season

Kobe Nunobiki Herb Gardens are **Japan's largest herb gardens** with around 75,000 herbs and flowers of about 200 kinds blooming throughout the year. There are 12 extensive garden areas where visitors are welcomed by seasonal herbs and flowers arranged according to different themes.

### A Spectacular Look Over Kobe

Reminiscent of elegant midair stroll, 10 minutes and 1,460m to the top (400m).

With its windows, passengers on the ropeway get an incredible panoramic view of Kobe City as well as some well-known spots like the Nunobiki no Taki Falls and Gohonmatsu Entei (Nunobiki Gohonmatsu Dam), which has been designated as an Important Cultural Property.



■ Hours: 10:00-17:00\*

■ Fare: 2,000 yen

\*Extend hours available for Summer and Sat, Sun and holidays in Spring and Autumn

### ⚓ How long does it take from port to here ?

Aprx. 10~15 min by bus

Very close to a bullet train station "Shin-Kobe station"

Go into more detail





# Attractive places in Kobe

5 Apr. 10~15 min by bus

## 5. KOBE ANIMAL KINGDOM



**You can contact with amazing cute animals very closely.**

An eco-friendly park where flowers, animals and people coexist. Visitors find themselves greeted with a tropical water lily and other hanging flowers such as begonia. Admission also includes the chance to get up close and familiar with rare birds, the capybara and alpaca, while the stand-out attraction is the impressive bird performance show. This petting zoo operates in all weather conditions, making it a safe choice even on the rainiest of days. It also includes flat barrier-free thoroughfares and disabled-friendly toilets which anyone can use. A spot all family and friends can enjoy.

**Hours: 10:00-17:00**

**Closed: Thursday**

**Admission: 2,200yen**

※Elementary school student 1,200yen Preschool child (age 4, 5) 500yen

**How long does it take from port to here ?**

Apr. 10~15 min by bus

Apr. 10~15 min by Portliner from port terminal Sta. to K computer mae Sta.

Go into more detail





# Attractive places in Kobe

6 Aprx. 10~15 min by bus

## 6. THE SORAKUEN GARDEN



### Beautiful garden - hidden gem in Kobe

Sorakuen is a Japanese-style green oasis created on land formerly owned by Taijiro Koderu, father of former Kobe City Mayor Kenkichi Koderu. Completed in the early 20th century, it was bought by Kobe City in 1965 and is now open for the public to enjoy. Stand-out features include a traditional fountain pond-style Japanese garden, complete with stepping stones and a stone bridge. Other highlights include the Cycas garden, a great camphor tree over five centuries old, beautiful azaleas blooming in spring, and burning red leaves in autumn. Alongside the former Koderu family stables with their imposing front gate and European-style architecture is a funayakata houseboat, the old Hassam houses (both of which have been designated important cultural properties), and a tea room that blends in harmoniously with the garden landscape.

■ Hours: 9:00-17:00 ■ Closed: Thursday  
■ Admission: 300 yen  
■ Café  
11:00-17:00 (closed: Wednesday)

Go into more detail



⚓ How long does it take from port to here ?  
Aprx. 10~15 min by bus






# Attractive places in Kobe

**7** Aprx. 10~15 min by bus

## 7. Takenaka Carpentry Tools Museum



### Getting Your New Aspects to Appreciate the Japanese Shrines and Temples! - Knowing about the technique of Japanese Architecture

Takenaka Carpentry Tools Museum is **the only museum in Japan to specialize in carpentry tools**. In October 2014, the premises were relocated to the Shin-Kobe station area and reopened, centering on a theme of 'Connecting people and nature, and linking tradition and innovation'. Around 1000 carpentry tools are on show, handpicked from the 30,000 or so gathered to date. Replica pillars and architectural joints of the main Toshodai temple hall, towering over 7 meters high, grace the colonnade space. Enjoy the skeleton frame of tea room showcasing delicate gallery works and special models, embodying the very finest in master craftsmanship skills. The museum makes optimal use of its shrine carpentry expertise, offering a valuable program in the new woodworking space for those who want a hands-on taste of professional carpentry skills.

■ Hours: 9:30-16:30  
■ Closed: Monday  
■ Admission: 700 yen

#### ⚓ How long does it take from port to here ?

Aprx. 10~15 min by bus  
Aprx. 5min by walk from JR ShinKobe Sta.

Go into more detail





# Attractive places in Kobe

## 7. Takenaka Carpentry Tools Museum



Learn about the special carpentry tools unique to Japan and craftsmanship.



No nails!  
Wood Joinery  
techniques



**[Special excursion]** \*we can arrange this excursion  
You can join special excursions if time permits!



For example...

- Special guide to architecture and carpentry tools by specialist.
- Master gives you lesson to make your own wooden tool !



# Attractive places in Kobe

8 Aprx. 10~15 min by bus

## 8. KAWASAKI Good Time World



**A great look into Kawasaki's history and operations with good activities for children**  
**Essential for anyone who likes motorcycles, planes or trains**

**Kawasaki Heavy Industries Group began in Kobe.** It has now grown into a global enterprise, delivering a vast array of cutting-edge products that demonstrate mastery of the land, sea and air — including ships, rolling stock, aircraft and motorcycles. This museum offers you to learn about the products of Kawasaki Heavy Industries Group by interacting with real products and feel the wonderful technologies and the importance of craftsmanship, which can be enjoyed by anyone from child to adult.

■ **Hours: 10:00-18:00** ■ **Closed: Monday**  
 ■ **Admission: 900 yen**

Real shinkansen (bullet train), helicopter, industrial robot, motorcycles are all exhibited as it introduces the land, sea, and sky business project of KAWASAKI.

Kobe city

8 on the map of P2

⚓ **How long does it take from port to here ?**  
 Aprx. 10~15 min by bus

Go into more detail





# Attractive places in Kobe

**10** Aprx. 20 min by bus

## 10. KOBE GEIINKAN Former Guest House Restaurant Le Un



**The luxurious venue along with a Japanese-style garden and a Japanese teahouse preserves a feel from the Taisho period.**

KOBE GEIINKAN Former Guest House was built as a state guest house for honored guests from both home and abroad. It is also designated as an Important Cultural Property and will celebrate its 100th anniversary in 2019. The interior is a seamless union of late 19th century Vienna Secession, Art Nouveau, and understated Japanese design, creating a beauty seen nowhere else.

\*Seated 120 people, Buffet 130 people.

- **Hours:** Lunch 11:30-15:30 (L.O.14:00)  
Dinner 17:30-22:00
- **Closed:** Tuesday

**【Special excursion】** \*we can arrange this excursion  
**Architectural tour and Lunch party**

**⚓ How long does it take from port to here ?**  
Aprx. 20 min by bus



Go into more detail  
**神戸迎賓館**





# Attractive places in Kobe

**11** Aprx. 50 min by bus

## 11. KIRIN Beer Factory



**Here's what you can experience! See, Touch, and Taste.**

Explore the special production methods and the secret of premium flavor "KIRIN ICHIBAN SHIBORI BEER." This factory tour gives you an opportunity to find more appeals of beer.

- **Tour Hours:** Visitors arriving via the free shuttle bus  
9:20、10:50、12:00、13:30、14:50
- **Closed:** Monday (\*If it is a public holiday, the next weekday is closed.),  
year-end/New Year's holidays, equipment inspection days, etc.
- **Admission:** Over 19 years old・・・Free  
Under 20 years old・・・500 yen \*Advance booking required

**⚓ How long does it take from port to here ?**

Aprx. 50 min by bus



Go into more detail  
よろこびがつなぐ世界へ





# Attractive places in Kobe

12 Aprx. 20 min by bus

13 Aprx. 5~10 min by bus

## 12. The Great Hanshin-Awaji Earthquake Memorial Museum



### Learn all about the Earthquake and how it has affected the local region.

The Great Hanshin earthquake occurred in 1995 in Kobe.


This is the museum which contains an overwhelming and comprehensive record on that tragedy. You can learn the situation at that time, see the damaged structures and listen a real story of survivors. It also provides you information how to prepare for not only earthquake but also hurricane and tsunami.



- Hours: 9:30-17:30
- Closed: Monday (\*If it is a public holiday, the next weekday is closed.), year-end/New Year's holidays, etc.
- Admission: 650yen

⚓ How long does it take from port to here ?  
Aprx. 20 min by bus

Go into more detail  
阪神・淡路大震災記念  
人と防災未来センター  
DRI The Great Hanshin-Awaji Earthquake Memorial  
Disaster Reduction and Human Restoration Institution



## 13. Earthquake Memorial Park

The part of Meriken pier (wharf 60m) damaged by Great Hanshin Awaji Earthquake has been preserved as its memory and maintained as a park to show how it was damaged.

- Hours: 24hrs , Open all year round
- Admission: Free

⚓ How long does it take from port to here ?

Aprx. 5~10 min by bus  
Aprx. 25min on foot

13 on the map of P2



# Eat Kobe

World famous local brand of wagyu meet , *KOBE BEEF*



Kobe Beef is a prized Japanese delicacy and probably the most widely-known regional specialty food in Japan. It is one of several breeds of Wagyu, or Japanese cattle, which are bred throughout the country and often associated with the area where they are raised. While Kobe Beef is probably the best known type of wagyu outside of Japan, there are many other breeds, such as Matsuzaka and Yonezawa Beef, that are equally or even more famous among Japanese gourmets.

Kobe Beef is distinguished as a tender, flavorful meat that is well marbled with fat. It is produced from pedigreed Tajima breed cattle which were born and slaughtered in Hyogo Prefecture. Despite popular rumor, the cows are not usually fed beer or massaged with sake. Once slaughtered the meat must pass a series of requirements and only the highest grades of meat with exceptionally high levels of fat marbling earn the Kobe Beef label, which is a strictly-guarded trademark.

One of the best ways to enjoy Kobe Beef is at a teppanyaki restaurant, where a chef grills the meat on an iron plate in front of his guests. Prices vary on the establishment, but you can expect to pay a few thousand yen per hundred grams of beef, while a full meal at a teppanyaki restaurant typically costs between 8,000 and 30,000 yen per person.



## Kobe - A town brimming with bakeries and confectionaries



Did you know that Kobe's bakeries and cakes are just as famous as their delicious beef dishes? Many confectionaries and bakeries are found around downtown. Check out popular spots when you're next in Kobe.

■ Served at many restaurants and cafes around downtown  
Kobe beef : 8,000 ~ 30,000yen , Café : 500 ~ 2,000yen

⚓ How long does it take from port to downtown ?

Aprx. 5~10 min by bus  
Aprx. 5~15 min by monorail





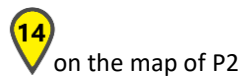
## 14. Himeji Castle



**From Kobe you can extend your journey as far as Himeji.**

Himeji Castle, also known as White Heron Castle (Shirasagijo) due to its elegant, white appearance, is widely considered as Japan's most spectacular castle for its imposing size and beauty and its well preserved, complex castle grounds. The castle is both a national treasure and a world heritage site. Unlike many other Japanese castles, it was never destroyed by war, earthquake or fire and survives to this day as one of the country's twelve original castles. The castle recently underwent extensive renovation over several years and was fully re-opened to the public in 2015.

- Hours: 9:00-17:00 (entry 16:00)
- Closed: December 29, 30
- Admission: 1,000yen



on the map of P2



Go into  
more detail



**How long does it take from port to here ?**

Aprx. 20 min by bullet train (50min by nomal train). Aprx. 60 min by bus



## 14. Himeji Castle Nishi-oyashikiato Garden 'KOKO-EN'

KOKO-EN is a popular beautiful sightseeing spot in Himeji City. (next to Himeji castle) Beautiful Views of HIMEJI CASTLE from KOKO-EN gardens. You can enjoy elegant moments in the tea ceremony house with green tea, seasonal changing sweets and chabana, seasonal flowers decorating the room.

- Hours: 9:00-17:00 (entry 16:30)
- Closed: December 29, 30
- Admission: 310yen

<TEA ceremony experience>

- Hours: 10:00-16:00
- Price: 700yen
- Capacity : up to 30 people



# Around Kobe

**15** Aprx. 30 min by bus

**16** Aprx. 90 min by bus

## 15. Akashi Kaikyo Bridge



### World's longest suspension bridge

Akashi-Kaikyo Bridge is the longest span bridge in the world, located in Akashi Strait between Kobe and Awaji Island in Hyogo Pref. The total and central span lengths are 3,911m and 1991m respectively. The Bridge was constructed as one of Honshu-Shikoku Bridge project, which is one of the greatest projects in Japan to connect Honshu with Shikoku by both highway and railway. The construction work was started in May, 1988 and completed in April, 1998 after 10 years' construction period.

**[offer an excursion]** \*Advanced booking required **15** on the map of P2

#### Thrilling Bridge Tour

■ Hours: we can arrange

⚓ How long does it take from port to here ?

Aprx. 30 min by bus

Go into more detail

**Bridge World**  
for Akashi-Kaikyo Bridge



## 16. Naruto Kaikyo Bridge

“Naruto Whirlpools” known as the world's largest whirlpools created by large volume of water moving. The largest one becomes 20 meters, which appears during spring tide in Spring and Autumn. Dynamic and fascinating tour to top of the bridge at 300 meter above the sea level is available.

#### ■ Hours:

Summer Season 9:00-18:00 (entry until 17:30)

Winter Season 9:00-17:00 (entry until 16:30)

■ Admission: 510yen

■ Closed: the 2nd Mondays of Mar., Jun., Sep., and Dec..

Go into more detail



⚓ How long does it take from port to here ?

Aprx. 90 min by bus

**16** on the map of P2



# Around Kobe

## 17. Town of Akashi

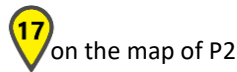


**This historic castle town on the coast is a must for seafood lovers !**

Akashi city is located next to Kobe city. With a strategic position overlooking the Seto Inland Sea and situated between Osaka and western Japan, Akashi Castle made the city a power center in the Edo period. The ruins of the castle, which still remain, are a popular cherry blossom spot in spring. Akashi is also well known for its large fish market on Uonotana Street. And this city is also famous for 'AKASHIYAKI,' Akashi-style octopus ball. In this city, exciting experiences are available including AKASHIYAKI making. Please ask for other experiences available in Akashi.

**【offer excursions】** \*we can arrange this excursion  
**AKASHIYAKI making experience**

- Hours: we can arrange
- Time: 45min
- Price: 2,000yen/person



**⚓ How long does it take from port to here ?**

Aprx. 40 min by bus. Aprx. 30 min by train.



Go into more detail





# Around Kobe

**17** Aprx. 40 min by bus

## 17. Akashi Fresh Fish Market



### Akashi fresh fish market auction at noon

Akashi fish market is famous for the selling way. The way is selling fresh living fish! Japanese fish markets usually sell not living fish. So if you come to Akashi fish market, you can feel the realism, auction's atmosphere and enjoy water spray from a lot of fish. The auction's featured item are octopus and red snapper! And this auction is held at noon. It takes just in 30 min from our terminal. So you can enjoy it if your ship arrives at the morning. Please enjoy this experience!

**[offer excursions]** \*we can arrange this excursion  
**Akashi fish market auction visit**

- **Capacity:** 2~10people
- **Hours:** Around 11:00-12:00
- **Duration:** Around 30~40min
- **Closed:** Wednesday and Sunday
- **Price:** 1,500yen/person

\*If the number is more than 10, please contact us in advance.



on the map of P2



**⚓ How long does it take from port to here ?**

Aprx. 40 min by bus.



# Around Kobe

18 Aprx. 45 min by bus

19 Aprx. 45~50 min by bus

## 18. Eigashima Shuzo - Akashi whisky brewery



### Try Japanese Whisky !

Eigashima Shuzo is located in Akashi City, and first acquired a whisky-making license in 1919. The new distillery was established in 1984. Originally a sake and shochu producer, encouraged by an increase in demand for imported whiskies, the distiller made a tentative start into local whisky making -an unknown territory for them- only using the facilities and know-how applied from shochu-making. The distillery was built in the Scottish style, and they are producing only malt whiskies although on a very small scale. This is very unique distillery, using only specially-selected barley imported from Scotland, and production water that comes from the same underground source used in the making of their Japanese sake.

- Hours: Around 9:00-17:00
- Duration: Around 60mins
- Closed: Saturday and Sunday
- Admission: Free
- Capacity : ~ 10 people limit

### ⚓ How long does it take from port to here ?

Aprx. 45 min by bus.

18 on the map of P2

Go into more detail



## 19. Ibaraki Shuzo — Sake brewery in Akashi

Akashi also have some sake brewery. You can enjoy how to make Sake, see the site being made and enjoy tasting.

- Hours: Around 13:00-15:00
- Duration: Around 120mins
- Admission: 1,000 yen
- Capacity : 10 people ~

### ⚓ How long does it take from port to here ?

Aprx. 45~50 min by bus.

19 on the map of P2

Go into more detail





# Recommend sightseeing plans

## Destination: Mt. Rokko & Sake Breweries

Tour duration approx. 4 hours

Reference price : ¥10,000/person



One of popular bus tours for overseas visitors

Port ⇒ Sake Breweries (Nada-gogo) ⇒ Mt. Rokko

⇒ Cable car from mountaintop ⇒ Port

**10:00 Depart from Port Terminal**



30min by bus



**10:30 ① Hakutsuru Sake Brewery (30min)**



- learn sake history with vibrant display
- take photos wearing uniforms
- try sake tasting
- buy sake, sake-sweets and sake-cosmetics

**After learning sake history, tasting must be special!**



30min by bus



**11:30 ② Mt. Rokko Garden Terrace (1hr30min)**

- enjoy the wonderful panorama of Kobe and Osaka
- relax in the nature
- have snacks and meals
- buy local items



10min by bus



**13:10 ③ Cable Car (10min)**

- ride lovely cable car
- feel comfortable by riding in nature

**You can refresh by spending time in nature!**



40min by bus

**14:00 Back to the terminal**



# Recommend sightseeing plans

**Destination: Arima Hot Springs**

**Tour duration approx. 3.5 hours**

**Reference price: By bus 4,000yen~/person    By taxi 14,000yen~/person**

\*Lunch & bathing fee included in the price

**10:00 Depart from Port Terminal**



45min by bus

**10:45 Arima Hot Springs (120min)**

Spend time in hot springs resorts

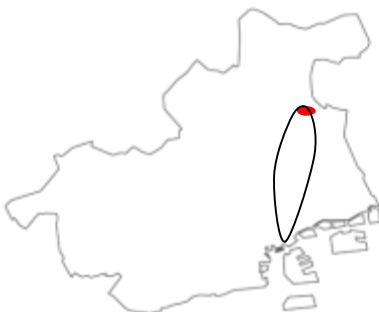
- try 2 types of hot springs  
(gold springs and silver springs)
- try Ashiyu (foot bath) for free!  
(most of people buy towels though)
- walk Japanese traditional streets
- get some specific goods
- eat hot springs foods  
(soda crackers, onsen-manju, etc.)

**Try Japanese hot springs and  
Feel Japanese culture together!**



45min by bus

**13:30 Back to the terminal**





# Recommend sightseeing plans

## Destination: Takenaka Carpentry tools Museum & Temples in Kyoto

Tour duration approx. 5 hours

Reference price: ¥10,000/person



### Getting Your New Aspects to Appreciate the Japanese Shrines and Temples!

- Knowing about the technique of Japanese Architecture at the only Carpentry Tools Museum in Japan

**10:00 Depart from Port Terminal**



10min by bus



**10:10**

### ① Takenaka Carpentry tools Museum

(60min)

- The only one Museum about carpentry tools in Japan!
- Learn about the beauty of Japanese architecture, special carpentry tools unique to Japan and craftsmanship.

**You can learn special wood joinery techniques!**



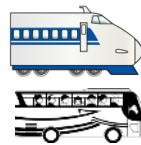
70min by bus



**11:30**

### ② Kyoto Temples (120min)

**After learning about Japanese wood joinery techniques, more and more impression will be left!**



25min by bullet train(Shinkansen)  
and 10min by bus

**15:00 Back to the terminal**

### Another suggestions

after visiting the museum

• HIMEJI Castle 60min by bus

• IKUTA Shrine 10min by bus

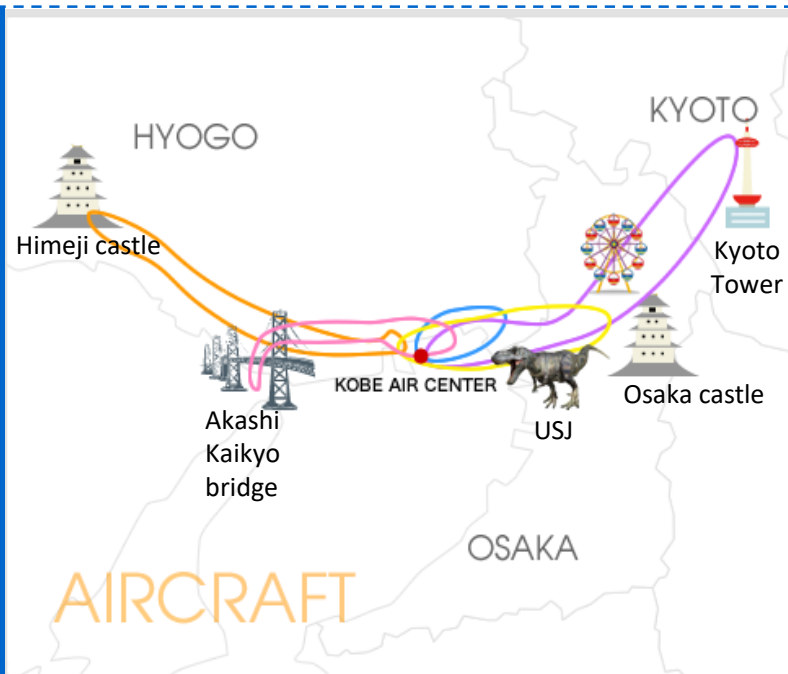




# Shore excursion in Kobe "Special Tour"

## Air tour in Cessna

- **Capacity** Max. 3 people
  - **Tour available from** 13:00-21:00\*  
\*vary depending on the season
  - **Speed** 180km/h
  - **Tour**
    - 1 Kobe tour (about 12mins)
    - 2 Akashi Kaikyo Bridge tour (about 18mins)
    - 3 Osaka tour (about 25mins)
    - 4 Kyoto tower tour (about 52mins)
    - 5 Himeji Castle tour (about 53mins)
  - **Price**
    - 1 17,000yen
    - 2 25,000yen
    - 3 35,000yen
    - 4 69,000yen
    - 5 70,000yen
- \* Not accompanied by a guide-interpreter





# Shore excursion in Kobe "Special Tour"

## Helicopter tour

■ **Capacity** Max. 5 people

■ **Tour available from** 13:00-17:00\*

\*vary depending on the season

■ **Speed** 200km/h

■ **Tour**

1 Kobe golden tour (about 25min)

2 Kobe long tour (about 10min)

3 Kobe bay area tour (about 7min)

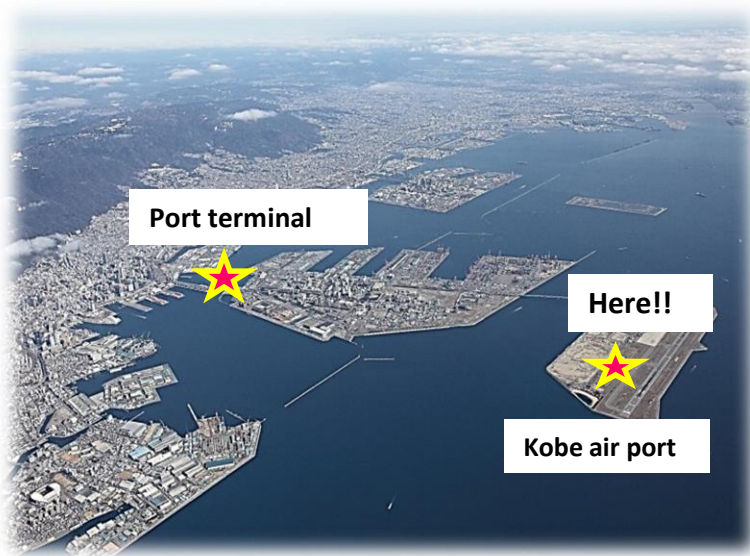
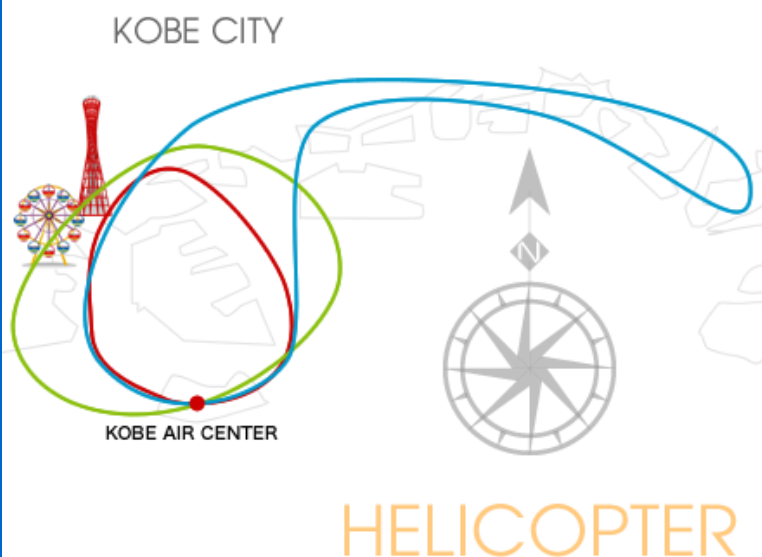
■ **Price**

1 206,500yen

2 82,500yen

3 58,000yen

\*Not accompanied by a guide-interpreter



**Start this helicopter tour from Kobe air port.**  
Only 15min by train from port terminal  
and 10min by car from port terminal





# Shore excursion in Kobe “Special Tour”

## Enjoy diverse flavors of world-famous Kobe Beef

### ■ Itinerary

Have interesting explanation about Kobe beef and try the best wine

★ Various textures & tastes of different parts of meat can be served.

■ Capacity 8-10 people

■ Duration about 2 hours

■ Price 18,500yen~

**\*Available only for limited-time, date and number of people.**

神戸牛





# Shore excursion in Kobe “Special Tour”

## The pearl city Kobe

About 70% pearls in the whole world are gathered to Kobe, processed in Kobe and distributed to the world from Kobe.

### ■ Itinerary

Kobe Pearl Museum ⇒ Lecture of the relation of Kobe and pearls  
⇒ Lesson of how to select good quality pearls  
⇒ Observation of pearl sorting by professionals ⇒ A handmade accessory worthing 20,000 yen used by your-own-selected pearls will be gifted

■ **Capacity** 10-20 people

■ **Duration** about 3 hours

■ **Price** 19,000yen~

(English speaking guide incl.)

**\*Available only for limited-time, date and number of people.**





# Shore excursion in Kobe “Special Tour”

3 Aprx. 45~50 min by bus

## Arima Geisha Experience

### Origin of ARIMA GEISHA

Originally, Arima Onsen is enjoyed only by high-class people like Samurai. “Arima Geisha” entertained guests by playing music, dancing, talking and playing with them. And “Arima Geiko” had another important role; keeping Samurai sword. Samurai treasured their sword utmost but they couldn’t bring in Onsen. In that case, “Arima Geiko” kept swords because they were trusted from Samurai. In a traditional point, “Arima Geiko” are different from other Geisha. Beautiful, elegant and talented ladies are “Arima Geisha”.



### Geisha experience at Geiko Café ITO

#### Privately reserve

(playing music, dancing, talking and playing with them.)

- Price 35000yen per 5 guests per 1 hour
- Duration 2hours~

#### Geisha makeup and wearing Kimono

- Price 25000yen /person
- Capacity 4 guests
- Duration 2~2.5hours...



### Geiko Café ITO in Arima Onsen

At this café, Geisha serve coffee, macha(green tea) and sweets. It will be fun to watch their dance, take photo, chat and play with them by reserving a whole shop. In addition, you can try Geisha’s make-up or wearing Kimono.

### ⚓ How long does it take from port to here ?

**Aprx. 40~45min by bus from the port of Kobe**

Aprx. 30~40min by Kobe subway Seishin-yamate line(Hokushin Express)  
and Kobe electric railway



### The visiting service

If you want to meet them at your ship, you can invite them! They normally do the visiting service so they already know how to make guests enjoy in the hall. Not only show on board, its good way to welcome guests from Kobe terminal. Feeling Geiko’s culture is one of good opportunities of enjoying Kobe stay.

- Price  
10,000yen per 1 hour per 1 Geisha and transport cost.  
(Please use this service from 2hours.)
- Place  
Ships, Restaurants, Sake breweries  
further discussion needed...







# Port city Kobe



Official travel guide of Kobe city  
<https://www.feel-kobe.jp/en/>

**Port & Harbor Bureau, City of Kobe**

TEL. +81-78-595-6289

FAX. +81-78-595-6284

Mail: [cruise\\_kobeport@city.kobe.lg.jp](mailto:cruise_kobeport@city.kobe.lg.jp)